

# REAL SCOOTERISTS



SCOOTER CENTER



[scooter-center.com](http://scooter-center.com)



# SCOOTERIST WEEKENDER COLOGNE



02-03 SEPT 2022

INTERNATIONAL CUSTOMSHOW, TWO ALLNIGHTERS AND HUGE PARTS FAIR

SCOOTERSHOW.DE

MOTORWORLD KÖLN



## BGM / SCOOTER CENTER

These are two names that need little presentation.

**bgm** is a name that is associated with high quality parts at the right price. They are one of the leaders in the production of specialized scooter parts, for both Vespa and Lambretta. Scooter Center has been established in 1992 in Cologne.

Initially the enterprise started with two friends importing Lambretta and Vespa scooters from Italy and England. Soon the demand for spares and tuning parts grew and they started to fill that gap as well. Back in the day three decades ago the tuning stuff mainly came from the English tuning shops and the goods to keep the scooters on the road from Italy. With the booming scooter scene of the 90's the next step had been taken and a few containers of new SIL Lambretta had also been imported. With a growing business and one of the first online shops for scooter parts, they are one of the leading mail order specialists today. Scooter connoisseurs worldwide are supplied with accessories, restoration, spare and tuning parts.



Their online shop stocks everything from the smallest bolt and washer up to complete engines. And for sure the Casa Lambretta range of parts, where they are very proud of. Even though they stock all notable brands, SC has set the standards with their own bgm range of scooter goodies. These are designed and developed with the real needs of Scooterists in mind.





The range of bgm products is designed to fill the gaps in the market where good quality, reliable scooter parts are, or were, missing. Especially on all engine parts, suspension, brakes and wheels they have established an excellent working setup where performance meets reliability. Alongside their own brand and online shop they have a fantastic sales display area showing an amazing private collection of Lambrettas and Vespas. The doors are open from Monday to Friday 9 h – 18 h. The lads are happy, if you pop in for a chat over a coffee or to have a look at the scooters on display. By appointment, their dyno room can be booked as well.

**Casa Lambretta** has stepped up the collaboration with Scooter Center in 2003. Since then SC is the sole distributor for Casa Lambretta in Germany. Despite the business, a friendship founded on the love for the Lambretta binds Casa Lambretta and Scooter Center together.

If you want to get in contact, register as dealer for bgm parts or if you have general questions about anything Lambretta, simply contact [lambretta@scooter-center.com](mailto:lambretta@scooter-center.com).



# ENGINE

## Inlet manifold BGM PRO RT

Lambretta 195-225 cc

With the bgm engine we could turn our dream of the perfect touring and everyday engine into reality. It feels like a standard engine but gives double the power of a standard 200 cc engine. Just in time for the season 2013 the first RT kits and the Lambretta Big Box Clubman were ready. The Big Box has set new standards for the box pipes, both in terms of power and torque, but also for the excellent fitment and the ingenious mounting system. The V4 version has been reworked in nearly all details and the low noise level makes it a pleasure to ride.

The parts of the bgm tuning range can also be combined with nearly all Lambretta parts from other brands. The bgm clutch for instance had been one puzzle piece of the successful Casa Lambretta racing team that won the BSSO before they had developed their own clutch.



CS = 30 mm  
for 24 + 25 mm carbs  
part no. BGM2560D30

CS = 34 mm  
for 28 + 30 mm carbs  
Art. Nr. BGM2560D34

The bgm PRO inlet manifold is the perfect choice for the Racetour kits. It was specially developed for these, but can be used with all other piston ported kits with the stud space of the 200 cc barrels. The carb sits upright and is positioned like the original carb was. The distance to the side panel is as large as possible. And connected with the air filter box the air hose sits straight and not funnily kinked.

## Air intake hoses BGM PRO

This is designed to improve the air flow. It's perfectly matched for the bgm box (see next page) or can be used with a foam filter attached. The type with the foam filter on top is also called Remote system.

In comparison with the standard intake hose, the bgm one has a higher volume on the side of the carb. The air intake hose is available in four different connection sizes for nearly all carbs size. Another significant advantage is the drain system at the bottom: the fluid expelled from the carb doesn't collect in the hose and the idle speed system isn't clogged.

## Air intake hoses BGM PRO

Lambretta Series 1-3



Ø = 40 mm (Dellorto PHBL)  
part no. BGM2570D40

Ø = 42 mm (Dellorto PHBH)  
part no. BGM2570D42

Ø = 45 mm (Mikuni TM24, Jetex)  
part no. BGM2570D45

Ø = 50 mm (Keihin PWK)  
part no. BGM2570D50

**19.00 €** each

## Air hose remote BGM PRO

Lambretta Series 1-3

Ø = 40 mm (Dellorto PHBL)  
part no. BGM2570D40KT

Ø = 42 mm (Dellorto PHBH)  
part no. BGM2570D42KT

Ø = 45 mm (Mikuni TM24, Jetex)  
part no. BGM2570D45KT

Ø = 50 mm (Keihin PWK)  
part no. BGM2570D50KT

**46.90 €** each






## Cylinder kits BGM PRO MRB Racetour

195 cc (not illustr.)  
Lambretta Series 1-3  
with 125-150 cc  
part no. BGM2200N

225 cc  
Lambretta Series 3  
with 200 cc  
part no. BGM2225N



Before the power can be transmitted, it needs to be generated. For that our RT 195 and 225 kits are the centrepiece, both ceramic plated alloy kits come with a massive CNC machined head. They come with an Italian made Meteor piston with running in coating. Thanks to the mild and very well elaborated port timings the power band is very broad. The engines are easy to ride and delight with their low fuel consumption. The characteristics of the Lambretta engine remains with double the power at the rear wheel compared to a GP 200.

**479.00 €**  
each

The bgm RT kits are mostly used with 58 or 60 mm stroke and with 107 or 110 mm con rod. Detailed info about that can be found in our fitting instructions of the RT kits:



### Air filter box BGM PRO

Lambretta Series 1-3

The RT kits can be used with carbs from the SH20 up to the Keihin Airstriker range. The most reasonable carb size is 28 or 30 mm though. This gives good power figures with low fuel consumption. The carbs can be used with air hose and foam filter (= remote system) or with the standard air filter box. The best of both worlds you'll find with the modified bgm air box. This box isn't restricting the airflow and gives a very original optic. The air scoop under the seat has to be removed though, otherwise the airflow is restricted.

Part no. BGM4488  
**149.00 €**



## Clutch BGM PRO Superstrong

6 plates, 10 springs, Made in Germany  
Lambretta Series 1-3

Our 6-plate Superstrong clutch with the innovative 10 spring system comes with three sets of springs, the softest (green) are good for rear wheel power outputs of up to 22 hp, the yellow ones up to 35 hp and the red ones up to 50 hp. Essentially on all clutch set ups is to route the clutch cable properly and to use a cable with PTFE inlay and lubricate the inner cable. This gives the less friction and the bgm clutch with the green springs can be compared with a Cosa clutch for the smoothness of operation.

46 teeth  
part no. BGM8011NR46

47 teeth  
part no. BGM8011NR47


**499.00 €** each



### CONTROLS LAMBRETТА

The gear linkage at the top of the engine is CNC machined for us in England. The high precision super light weight gear linkage set includes the gear swivel's top and bottom, adjuster block with stainless steel adjusters, gear tie bar and allen screw mounts. The high precision set is extremely light and designed to avoid sloppy gear changes.

The gear change and throttle rollers are from the same source and also high precision CNC machined from alloy and light weight. The throttle roller has a quick action function build in. These are secured with 5 mm pins. On rods with 4 mm pins, these need to be enlarged by drilling.



### Gear change roller BGM PRO QUICK ACTION by JPP

Lambretta Li + Li S (1966-), SX, DL/GP



silver anodised  
part no. BGM2292

black anodised  
part no. BGM2292B

**46.90 €** each

### Throttle roller BGM PRO QUICK ACTION by JPP

Lambretta Li, Li S, SX, TV (2-3), DL/GP

silver anodised  
part no. BGM2291

black anodised  
part no. BGM2291B



**46.90€** each



### Oil level plug -BGM Pro

part no. BGM2293  
**19.90 €**



### Gear swivel set BGM PRO by JPP

incl. adjuster block  
Lambretta Li, Li S, SX, TV (2-3), DL/GP

silver anodised  
part no. BGM2290

black anodised (not ill.)  
part no. BGM2290B



**99.00 €** each



## Chains IWIS

Lambretta Series 1-3

For the chains our first and only choice are the IWIS ones. We offer you only the highest spec chains of IWIS Antriebstechnik.



83 links  
part no. 8020083

80 links  
part no. 8020080

84 links  
part no. 8020084

81 links  
part no. 8020081

from **43.85 €**

82 links  
part no. 8020082

### Front sprocket BGM PRO

Made in Germany, Lambretta Series 1-3

from **39.90 €**

15 teeth  
part no. BGM8012R15

- high quality material 15 CrMo 5

16 teeth  
part no. BGM8012R16

- precise manufacturing according to Honda standard

17 teeth  
part no. BGM8012R17

- continuous quality control

- available on Lambretta Series 1-3 LI, SX, GP models (TV Series 2-3)


- available with 15-21 teeth

18 teeth  
part no. BGM8012R18

19 teeth  
part no. BGM8012R19

20 teeth  
part no. BGM8012R20

21 teeth  
part no. BGM8012R21



## Crankshafts BGM PRO HP Competition

Lambretta GP/DL



**290.00 €** each

In 2008 we had our first Lambretta crankshafts manufactured. There had been a constant development on the cranks over this period. Since 2018 the cranks are produced by our new manufacturer and are further improved. The crank pin and the crank pin holes on the webs are precision ground to give the best join connection possible. Additionally the crank pin is specially coated to add to the best anti twisting qualities. Five years after the introduction we are very happy to say that we haven't seen one single twisted crank. The forged con rod is CNC finished. All bearing and oil seal surfaces are precision ground and hardened. Each individual crankshaft is quality controlled through by our ISO and QC certified manufacturer.

58/107  
part no. BGM10758N

60/107  
part no. BGM10760N

58/115  
part no. BGM11558N

58/116  
part no. BGM11658N

58/110  
part no. BGM11058N

60/110  
part no. BGM11060N

60/115  
part no. BGM11560N

60/116  
part no. BGM11660N

SC Blog about  
bgm cranks:





# Exhaust bgm PRO Clubman V4.0 and Sport

Lambretta Series 1-3

The first version of the **bgm** PRO Big Box hit the market in 2013. The original design came from MB Developments. Since then we have put a lot of effort in improving the Big Box, all critical areas are now reinforced and brazed instead of being welded. The original design of the bracket between engine and exhaust has been modified so that the exhaust main body can be adjusted in horizontal and vertical direction. The internal design has also been completely re-worked. It is much more solid and gives a much better sound insulation. Additionally we have moved the production to Spain. All this actions eliminated the failure rate to zero and it is the ultimate touring exhaust, easily withstanding the hardest abuse.

Aesthetically the Big Box V4 doesn't differ a lot to an original Series 3 exhaust and the power output is equal or even better than most expansion chambers thanks to the broad power band. Works on all tuning kits (not RB 20-25 and SS 200-225).



unpainted  
part no. BGM2105U4  
**239.00 €**

silver  
part no. BGM2105S4  
**259.00 €**

The Big Box Sport is the result of a development we did to make the exhaust suit to cylinder kits that are thermal not as solid as the likes of the Casa Lambretta or RT Kit range, so we enlarged the diameters of the internal silencer to 25 mm and use a muffler to keep the noise level down. As a nice side effect the Big Box Sport gave more power thru the rev range on most engine setups and combines the ultra-durability of the V4 with simply more power.

Both exhausts are the perfect choice for all road going applications and hard touring like we do on the EuroLambrettas.

sport silver  
part no. BGM2105SPS  
**330.00 €**

sport unpainted  
part no. BGM2105SPU  
**299.00 €**



## Gearbox oil BGM PRO Street Lambretta, SAE80, GL3

Classic monograde oil that covers everyday load conditions perfectly and is ideal from Series engines to high-end tuning engines.

- mild alloyed, ideally suited for oil bath clutches
- good adhesion, pressure resistant lubricating film
- excellent oxidation stability
- wear resistant

500 ml  
part no. BGM2050  
**7.90 €**





## lifetime fuel tank *bgm PRO*

Made of polyethylene (HDPE) as it is extremely lightweight, strong and ethanol resistance. Steel fuel tanks can be nice, they are tough but can suffer from interior rust, corrosion, and weld fatigue. The Lambretta Lifetime Long Range tank has a 12-liter capacity designed for long-range touring or highly tuned, high performance engines where fuel economy is below standard. Using the correct methods, these tanks can be painted and customized just as you would with any modern plastic automotive bodywork; Mounting is very simple and easy with the included hardware plus upper and lower dampening buffers providing a solid and secure tank and their generously sized cutouts on either side allow easy access, smoothly routed cables and fit even the largest of carburetors.



**239.00 €**

part no. BGM200001

### advantages of the lifetime tank:

- Impact resistant (near impossible to puncture)
- Rust resistant (no metal to corrode)
- Ethanol resistant (will not break down or swell)
- Light weight (quite possibly the lightest available)
- Easy installation
- 12 liter capacity
- No welds to fail
- Superior value
- Including tank cap

Since 2021 the Lambretta Lifetime Tanks are available again and Made in Germany.

### fuel tank cap *bgm PRO lifetime*

Specific fuel tank cap for the US made older and actual Lifetime tanks. Re-design to prevent a lock up of the cap as it happened with the old version. So perfect upgrade, if you still have the older cap.



part no. BGM200001D  
**36,00 €**

### Fully synthetic 2-stroke oil BGM PRO Race

bgm PRO Race 2-stroke fully synthetic oil is a 100 % synthetically produced high performance 2-stroke oil. A good choice for all powerful street and race engines, it fulfills the highest and most rigid Japanese JASO testing standards. Providing a perfect lubrication and protection of all parts on every 2-stroke engine.

#### Details:

- low smoke
- cleaner combustion than mineral oils
- for all air- & liquid cooled 2-stroke engines (pre-mix, oil pump, injection etc.)
- burning point: 90° C
- pour point: -48° C

1.000 ml

part no. BGM4000  
**13.90 €**



	API	JASO	ISO
QUALITY			
o		FA	
+		FB	EGB
++	TC	FC	EGC
+++	TC+	FD	L-EDG

### Semi synthetic 2-stroke oil BGM PRO Street

bgm PRO Street 2-stroke synthetic oil is our other premium 2-stroke oil. It fulfills all Japanese JASO FC testing standards. The JASO FC classification proves that it is low smoke oil, perfectly suited for all road engines. The residue-free combustion provides a clean exhaust port even after thousands of miles, ensuring a long life of exhaust and cylinder.

#### Details:

- low smoke
- cleaner combustion than mineral oils
- for all air- & liquid cooled 2-stroke engines (pre-mix, oil pump, injection etc.)
- burning point: 72° C
- pour point: -22° C

1.000 ml

part no. BGM2000  
**8.90 €**



	API	JASO	ISO
QUALITY			
o		FA	
+		FB	EGB
++	TC	FC	EGC
+++	TC+	FD	L-EDG



# IGNITION

## Complete ignition kits BGM PRO HP V4.0

These are our favourite ignition kits that really stood the test of time. These are complete sets consisting of the bgm PRO flywheel Made in Germany, the bgm PRO stator plate, AC or DC regulator and the CDI unit. Where you have a choice of a red CDI unit similar to the one fitted to the dl 200 electronic or our Vintage CDI unit. The Vintage CDI looks like the ignition coil of the contact breaker ignition fitted to nearly all Li-family Lambrettas. So the perfect choice to hide the upgrade to an electronic ignition.



### Features:

- improved power output for better lights
- well proved low tension coil with copper for max. reliability
- pickup with a carbon barrier layer for a clean ignition signal
- bgm branded pickup
- black & grey cable cover delivered on Lambretta stator plate
- sufficient cable length for individual cable routing
- high quality light coils
- clean solder joints

## CDI Vintage 2021 -BGM PRO

part no. BGM6699

**58.00 €**

Has all the features of our standard CDI, but all put in the neat casing that looks like the original H.T. ignition coils. Works with all ignitions that are based on the Ducati 6-pole layout. As pointed out: Perfect to hide the electronic ignition upgrade.

AC, Lambretta Li, SX, TV  
part no. BGM210901KT

DC, Lambretta Li, SX, TV  
part no. BGM220901KT

AC, Lambretta GP, DL  
part no. BGM210900KT

DC, Lambretta GP, DL  
part no. BGM220900KT

**319.00 €** each

AC, Vintage CDI, Lambretta  
Li, SX, TV  
part no. BGM210901KT

AC, Vintage CDI Lambretta  
GP, DL  
part no. BGM210900KT

**329.00 €** each

## IGNITION

The bgm PRO ignition parts are all based on the system that has been introduced with the DL 200 electronic. A system that has proven itself to stand the test of time and that has later been used on the Vespa P-range. The availability of parts and the selection of components are second to none. The ignition system is very simple, easy to fit and ultra reliable.

### bgm PRO stator plates

One of the very first products of bgm for any geared scooter was the Lambretta stator plate. The first samples have been shown at the Eurolambretta 2007 in Neckarsulm. In the meantime the stator is on the fourth version and a DC version has been added to the AC one. The stator plate works with all flywheels that are based on the Ducati system with six magnets (AF, AFR, Elemec, Ducati and for sure bgm).

### bgm PRO flywheel

The bgm PRO flywheel has been developed in Germany and is completely produced there. The flywheel is a one piece item, so you will find no rivets or screws that can come loose. It features 21st century technology with nearly original looks. Of course the bgm flywheel can also be used with all other ignition parts that are based on the 6-pole system introduced by Ducati for the dl/GP 200 electronic (e.g. bgm, Indian, AF, AFR, Vespa conversions and so on).



### bgm ignition fitting instructions.

Check out how easy it can be incorporated to all kind of wiring looms, even original DC giving all the features like original.





## Voltage regulator BGM PRO



4-Pin, universal

6V AC/DC  
part no. BGM6696

12V AC/DC  
part no. BGM6690

from  
**30.00€**

The neat bgm voltage regulator has a 12 V AC out and an additional 12 V DC out. The DC connection can be used to connect a USB socket to charge a Sat-nav or mobile phone. It can also be used to run a Lambretta on an AC/DC circuit like Innocenti did on scooters originally fitted with a battery. The most common use it to run it as a complete AC system. Therefore all electrical consumers are connected to the 12 V AC out. The most common wirings are explained in the printed fitting instructions that are included with the regulator.



## Voltage regulator BGM PRO

12V DC Wassell/Podtronic universal

part no. BGM6698

**30.00 €**



The Wassell-/Podtronic regulator is the right one, if you want to convert the complete system to DC. Additionally you need a DC stator plate and a battery. The advantage of a complete DC system is that you don't have flickering lights at idle speed.


## bgm PRO LED reflectors 12 V

Our LED rear light reflectors are million sellers. The idea for it was born on the way to Eurolambretta in Lincoln (2009). The spume of the water on the motorway was massive and we weren't able to see the riders in front of us because of so poor rear lights. Afterwards we started to create powerful and visible lights. With success!

Lambretta Li + TV (-1960)  
part no. 7673020

Lambretta Li S, SX,  
Li + TV Series 2-3 (1961-)  
part no. 7670923

**20.00 €** each



## Indicators BGM PRO Micro

pair, black, 2 x 8 LED, universal  
part no. 7673425

**20.90 €**



only 60 mm

With a growing demand for indicators that can be fitted to a classic scooter without spoiling the lines of it completely, we thought it is time to find a good solution. The micro indicators are all E-marked and hence road legal in Europe.

## Horn rectifier BGM PRO

with LED indicator relay and USB charge plug



incl. adapter wire  
part no. BGM6710KT1

**99.00 €**

incl. connector plugs  
part no. BGM6710KT2

**95.90 €**



Brilliant way to simply add 12 V DC for the horn and brake light. Additionally it is equipped with a USB connection and a 12V LED indicator relay. Designed and produced in Germany.


## CDI BGM PRO

**bgm** CDI unit for all electronic Lambretta ignitions that are based on the Ducati ignition system. Strong spark even far beyond 10.000 rpm. The red coloured one is a hommage to the DL 200 Electronic.

red  
part no. BGM6669

blue  
part no. 9110018

**26.90 €** each





# SUSPENSION

## Front dampers BGM PRO F16 Competition

Lambretta Li, Li S, SX, GP/DL, TV Series 2-3

black  
part no. BGM7708

silver  
part no. BGM7709

**299.00 €** each



## FRONT DAMPERS

The bgm front dampers are a very common sight. Regardless if you are on a BSSO race, the Eurolambretta or if you read your favourite Scooter Mag, the bgm front dampers are there.

The front dampers started their life as the F16 range (later F16 Sport). The dampers are working on rebound and compression dampening, while original dampers worked on rebound dampening only. The combination and spread of rebound and compression dampening gives a much better ride.

Since 2018 we collaborate with Team Replay and their BSSO racing. This gives excellent feedback on the testing of the bgm range on the hard BSSO racing. Together with Team Replay we further developed the front damper range and came up with the COMPETITION Series. Thanks to the reservoir the shock absorbers feature an even wider adjusting range and better response under racing conditions. Thanks to the piggy back this Series gives a wider adjustment range, improved response and they are more temperature-stable on the race track.

## Rear damper BGM PRO R12 V2 Black Edition

300-310 mm  
Lambretta Li, Li S, SX, TV, GP/DL



black  
part no. BGM7772

orange  
part no. BGM7772A

red  
part no. BGM7772R

silver/gun metal  
part no. BGM7772V

chrome  
part no. BGM7772C

**319.00 €**  
each



## REAR DAMPER

Often copied, never matched!

The bgm rear damper is available since 2008. Over the time it had been constantly improved. The setting of the rebound and compression ratio as well as the spring rate had been massively improved from the V1 to the current V2 version. A lot of experience from the race tracks to hard rally going has been incorporated.

The bgm rear damper was the first Lambretta damper with a height adjustment. Adjustments can also be made to the rebound and compression dampening and the preload of the spring.



## Front damper BGM PRO F16 Sport

Lambretta Li, Li S, SX, GP/DL,  
TV Series 2-3

black  
part no. BGM7774

silver  
part no. BGM7773

Gunmetal  
part no. BGM7775



chrome  
part no. BGM7778  
**249.00 €**

**219.00 €**  
each



## Front damper BGM PRO 6T's

silver  
Lambretta Li, Li S, SX,  
TV Series 2-3, GP/DL

part no. BGM7799  
**159.00 €**



*Picture shows BGM7799  
with blue gaiters.*

## MOUNTING KIT FRONT DAMPERS

The 175 and 200 cc models only had been equipped with front dampers. For the upper fixing brackets are originally welded to the forks. The fork links are also special and have studs for fixing the dampers.

If you want to upgrade your Lambretta for the use with forks, then there are different ways to do it. The upper fixings can be done by sturdy CNC clamps, simple clamps in the original design or with weld on clamps. The lower fixing can be done by corresponding fork links – what is the most solid solution – or by brackets that are mounted to your existing fork links. All available at Scooter Center.

## Silent block Set BGM PRO

engine bolt with 29 cm  
Lambretta Li S, SX, GP/DL,  
TV Series 2-3

part no. BGM7950G  
**49.00 €**



## ENGINE MOUNTS

The bgm engine mounts are available since 2013. We tested different grades of rubber hardness and different hardness on left hand side and right hand side. Now we have found the perfect stiffness to cut down vibrations with different hardness on left hand side and right hand side. Delivery is always as a pair.

## Shock absorber mounts BGM PRO Clip on

alloy CNC, upper  
Lambretta Li, Li S, SX, TV, GP/DL



silver  
part no. BGM7650S

black  
part no. BGM7650N

**69.00 €** each





The bgm Antidive disc brake is completely CNC machined in Germany. The combination of the large diameter brake disc (220 mm) with the four piston caliper gives a breaking power that is second to none. The breaking power is assisted by the Antidive that effectively prevents the bouncing of the front end under hard braking. The Antidive also allows the use of softer fork springs what gives a much better handling and cornering. The mounting for the brake caliper is designed for the 4-piston caliper. An original brake drum is used to give a standard look at the left hand side. The brake comes completely pre-assembled. It works without modifications on all brake drum type fork links. On fork links for drum brakes the pin that goes into the hub back plate needs to be cutted off.



calliper, silver  
part no. BGM2506SL

calliper, black  
part no. BGM2506BK

**111.00 €** each



## #BGMTYRES

Tyres are without any doubt one of the most important components of our scooters. It gives the contact to the road and is therefore not only responsible for safety but also for the fun factor. The goal was to develop a tyre that runs through bends and roundabouts when it is wet as you would ride in the dry! Coupled with the needs required for today's engine outputs, there was only one way: a completely new development!

Two things are determining the driving behaviour of a tyre: the rubber compound and the structure of the tyre. The bgm tyres are constructed here without any compromises and produced in Germany. All of the innovations from recent tyre technology have been incorporated into our tyres. The specially coordinated material mix with high silica compound ensures excellent grip in dry and wet conditions. The extremely stable carcass ensures perfect straight running and excellent line fidelity during fast cornering. Tyres are usually simply pressed into shape from a layer of rubber. The bgm tyres are significantly more complex to produce and consist of several layers to create the perfect tyre that meets the highest requirements and have the highest speed release on the market.






## Disc brake BGM PRO Anti-Dive

Lambretta Li, Li S, SX, TV, GP/DL



Fitting instructions  
bgm brake:



without calliper  
part no. BGM7890RDY  
**609.00 €**



### Features:

- Approval up to 180 km/h (Sport) and 150 km/h (Classic), are ideal for powerful engines and in some cases need at the MOT.
- Additional REINFORCED marking.
- Extremely strong carcass for perfect directional stability and excellent line stability on fast cornering.
- V-shaped instead of U-shaped. The tyre tilts better into corners and offers more contact area in lean angles.
- Specially formulated Silica compound for excellent grip in dry and wet conditions.
- Made in Germany.

The bgm Classic profile is a tribute to the tyres that has been chosen for many Vespas and the Lambretta as original equipment tyres. Thus it perfectly combines a timeless classic profile with the tyre technology of the 21st century. The Sport reflects the 21st century design and gives a very sportive tyre thread.



### Tyre BGM Classic

3.50-10 inch TT 59P  
reinforced

part no. BGM35010CT

**47,90 €**

### Tyre BGM Sport

3.50-10 inch TL/TT 59S  
reinforced

TL: part no. BGM35010SL

TT: part no. BGM35010ST

**48,90 €** each

### AVAILABLE ANY DAY NOW!

Tyre bgm Classic- 3.00 - 10

Tyre bgm Sport- 3.00 - 10

BGM30010CT

BGM30010ST





## Wheel rims BGM PRO

Lambretta Li (Series 1-3), LiS, SX, TV (Series 2-3)

The **bgm** PRO stainless steel rims are made in Germany from a company specialized in doing these things. The rims are so nice and well made that Ferdinando Innocenti would have tears of joy in his eyes. The high tensile rim is 100% true running, rust free and has a reinforced rim flange. Regardless if stainless steel or stainless steel highly polished both versions are fitted with special bolts. The square section of these catches in the wheel rim like on the original Innocenti design.

- Made in Germany
- stainless steel or polished stainless steel finish
- 100 % true running
- folded down rim flange for reinforcement

stainless steel  
part no. BGM7971  
**129.00 €**

stainless steel, polished  
part no. BGM7970  
**149.00 €**

## Wheel rims BGM ORIGINAL

Lambretta Li (Series 1-3), LiS, SX, TV (Series 2-3)



chrome  
part no. BGM7960C  
**56,00 €**

white  
part no. BGM7960S  
**29,00 €**

silver  
part no. BGM7960B  
**29,90 €**

with every change of the tyres the wheel rim should be inspected. Rims used for decades are very likely to be damaged. A close look to the condition of the wheel studs, rim flange and a rusty rim well should be taken. The **bgm** rim is the perfect replacement rim in these cases.

- good fitting
- right rim profile
- good value for money
- high quality workmanship
- right valve hole positioning
- excellent true running for a stamped wheel rim

## tubeless wheel rim - 2.10-10 inch, alloy BGM PRO



matt black  
part no. BGM7982



silver  
part no. BGM7983



white  
part no. BGM7984



polished  
part no. BGM7985

**74,90 €** each

Alloy wheel rim for tubeless tyres. This rim enables you to run your Lambretta without a tube. This is a safety feature as in a case of air loss the air disappears controlled and not suddenly as on tube type rims in that case. The double hump in the wheel rim is another feature as the tyre wall stays in place. The true running is also excellent and the rim comes with the specific valve and four special studs for the drum and nuts and washers. Available in a choice of colours and polished option.

## Tubeless wheel assembled

As fitting tyres to tubeless rims can either be a pain or you won't find a shop capable of fitting, we had done the job for you. You can order the **bgm** rims already fitted with the **bgm** Sports tyre.

Tubeless wheel assembled white  
part no. BGM35010SLKLW

Tubeless wheel assembled silver  
part no. BGM35010SLKLG

Tubeless wheel assembled matt black  
part no. BGM35010SLKLB  
**135.00 €** each



# lui 50 C/CL, lui 75 S/SL, Vega, Cometa



Zinc plated  
part no. 3333584

Stainless steel  
part no. 3333584VA

**79.00 €** each

## spare wheel carrier *bgm PRO*

In-line carrier to fit a spare wheel to your lui. Even more build-in excitement! It is available in a choice of zinc plated or stainless steel. Made in Germany.



## Fastback seat *bgm PRO*

Beautiful seat for the lui series. The seat perfectly follows the line of the tank and it almost looks as if no other seat has ever been fitted. The seat is either available with smooth sides or Alfatex. The closure is done by a magnetic mechanism, ingeniously easy to use.

Side with Alfatex  
part no. BGM2760

Side smooth  
part no. BGM2761

**249.00 €** each



## mirror *bgm PRO*

lui mirror round shape and in black or stainless steel including hardware for easy fitting to the CL-type handlebar. The mounting set is designed so that you can really see what's behind you in the flat mirror glass. In addition, there is a ball joint for perfect fine adjustment of the mirror head. The set is made in Germany.

Stainless steel  
part no. 2211053  
**29.95 €**

Matt black finish  
part no. 2211054  
**28.95 €**





## Seat BGM PRO Pegasus

Handmade by Italian artisans!

The UK market was the only market where the Lambretta sales hit the Vespa sales easily. The main reason for that is the excellent strategy the Lambretta Concessionaires had for bringing the Lambretta into the market big style.

There had been some things that were unique on the Lambrettas for the UK market. To get a picture of the full story Stuart Owen's book about the Concessionaires is the best reference point. One of the things unique to the UK Lambrettas is the Pegasus seat. They were used on the Rallymasters, Series 2, TV 175 and GT (TV) 200 Lambrettas. There were different versions and specifications available during the production.



### Seat BGM PRO Pegasus

with badge and riveted  
Lambretta Li, Li S, SX, TV, DL/GP

black  
part no. BGM2701BK

brown  
part no. BGM2701BR

blue  
part no. BGM2701BL

light brown  
part no. BGM2701

red  
part no. BGM2701RD

**429.00 €** each



## Seat BGM PRO Pegasus

black/black, with aluminium stripe and badge  
Lambretta Li, Li S, SX, TV, DL/GP



The bgm PRO Pegasus seat has the all important features that separate a good Pegasus from a bad Pegasus copy, like a stamped metal base, high quality upholstery from foam and all the important details they had originally. The earlier version has the cover fixed by rivets to the frame and an oval Pegasus badge. While the later ones have a surrounding alloy trim with a matching badge.

part no. BGM2702

**479.00 €**



## Seat BGM PRO Giuliani 7Ts

Exact copy of the legendary Giuliani Ancillotti seat of the 70s and 80s. Lambretta (Series 1-3)

- Pressed metal frame
- High quality and long lasting seat foam
- Hand sewn cover



black, white lettering  
part no. BGM2703



black, yellow lettering  
for sprint rack use  
part no. BGM2705

black, yellow lettering  
part no. BGM2704

**449.00 €**



## Seat BGM PRO Alfatex – two cylinder prototype

- fits to nearly all Lambretta seat frames
- thanks to special foam comfortable
- subtle looks for that Lambretta connoisseur
- Made In Italy



part no. BGM2700KT  
**328.00 €**

## Seat cover BGM PRO Alfatex

black (two cylinder prototype)

The delivery does contain two additionally clamps and rivets. These can be fitted to the cover to have the row of rivets end-to-end. Another option would be to use a seat strap instead.

part no. BGM2700

**149.00 €**



**Foam cushion BGM PRO**  
for standard seat

part no. 3330894

**20.00 €**

Innocenti had produced two Lambretta prototypes with 2 cylinder engines. One featured two cast iron cylinders, an automatic oil pump and a neat toolbox behind the legshield. The other one was equipped with chrome plated alloy barrels, a mechanical rev counter and the possibility to mount twelve inch wheels. This prototype came with a black seat cover and the Alfatex material at the sides. On the GP electronics this idea was used for serial production.

We have these covers now hand made in Italy. And they are a straight fit to all standard Lambretta seat frames. We offer it as a set with one of Casa Lambrettas seat frames as well. For that extra comfort and for taking long journeys the horror, the cover is lined with special foam for extra seat comfort. This foam can be purchased separately to add it to most of the standard seat covers.

Delivery does contain seat cover and Casa Lambretta seat frame (not pre-assembled).